



ADRE NALINE IN ROU TINE

NEW
GR 86
THRIVE FOR A THRILL



EXTERIOR



TOYOTA GR86

It's not just a sports car or a daily car you meet on the street every day; it's both. The evolving small sedan market legend, the New Toyota GR86 is here to withstand the performance you seek from sports cars and outsmart city life with the advanced technology embedded inside. For you to drive the New Toyota GR86 should enjoy every drive more than before and set the bar higher in your daily trip experience.



Prominent Front Bumper Spoiler & Grille

The front look features the GR-specific functional MATRIX Grille and aerodynamic front bumper spoiler with GR emblem, which fuses performance and emotionality.



Exquisite LED Headlamp

Sleek design LED lighting improves visibility and style in every situation.



GR86 Grade Emblem

To mark its evolution from the previous generation of 86, the grade emblem is redesigned by combining the classic 86 and Toyota Gazoo Racing logo.



Black Matte 18" Alloy Wheel

The agile performance and handling fueled by the 18-inch black matte sport tires alloy wheel provide a tighter grip on the road.



GR Side Skirt Design

Take the sporty attitude in every turn, as the GR finesse design side skirt is crafted elegantly on the side exterior.



Powerful GR Rear Bumper Spoiler

The formidable rear bumper design creates aggressive touch and aerodynamic performance to own any road.



Aerodynamic GR Trunk Spoiler

Aerodynamic profile performed on the rear exterior that comes with racing-inspired GR design.



**The image shown differ from the actual unit.*

Sporty Dashboard

The GR red and black colors are available to create a racing-excitement feeling as the leather, and ultra suede materials also give driving convenience inside.



Rear Parking Monitor

An advanced camera is attached to the backside of the car to help you with a clear view, especially when parking or reversing.



Digital 7" TFT MID

A fully digital instrument display will convey important information as you can customize the tachometer animation between Normal, Sport and newly Track Mode.




Adaptable Transmission

Choose your thrill: whether you use a 6-speed close-ratio manual or you can also go with 6-speed auto with Dynamic Rev Management.



Premium Speaker

Installed with JBL Sound System surrounds the cabin to enrich enjoyment while driving.



Air Purifier

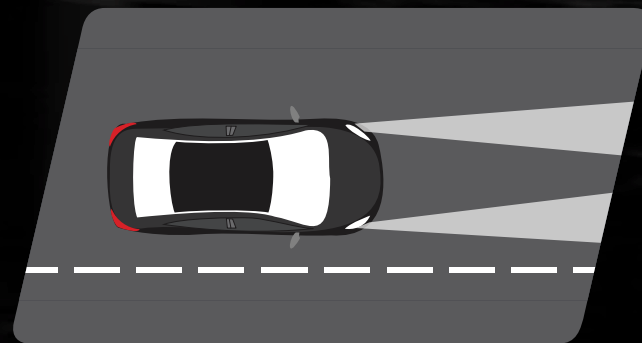
Pleasant Air Purifier to create immeasurable pleasure in every driving moment.



Advanced 8" Head Unit

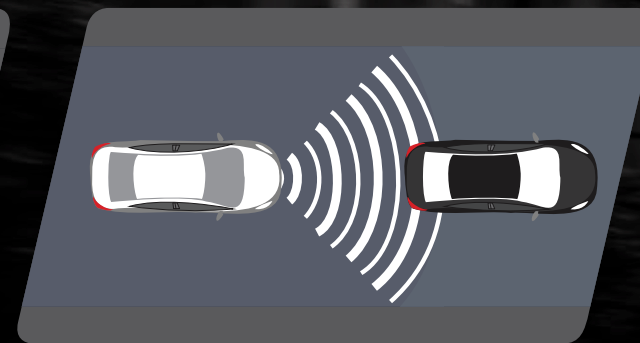
A suite of connected services, such as smartphone connectivity, helps you seamlessly stay connected, as the GR logo will welcome you from the start.

SAFETY FEATURES



Automatic High Beam (AHB)

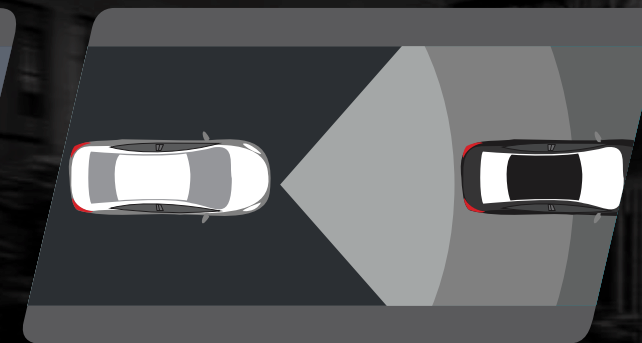
Detect headlights and taillights of the vehicle in front and gives earlier detection of pedestrians or obstacles, then adjust the lamp and direction automatically when the button is switched on. (A/T and M/T type)



Adaptive Cruise Control

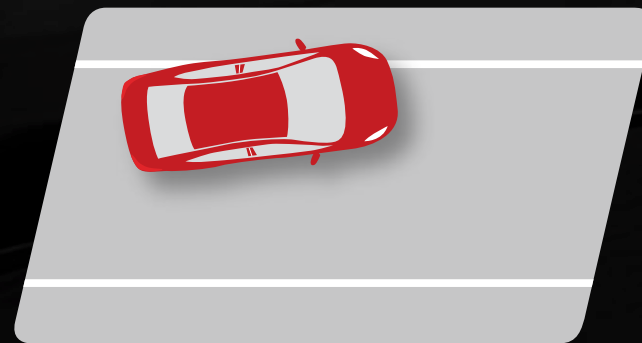
Detects a preceding vehicle and follow within a safe distance, therefore reducing the fatigue of long driving.

*The Cruise Control feature may differ in A/T and M/T type




Pre Collision System (PCS)

Stereo camera system that helps to reduce crash risk and damage with enhanced recognition to support intersection collision avoidance for turns and vehicle meets head-on. (A/T and M/T type)



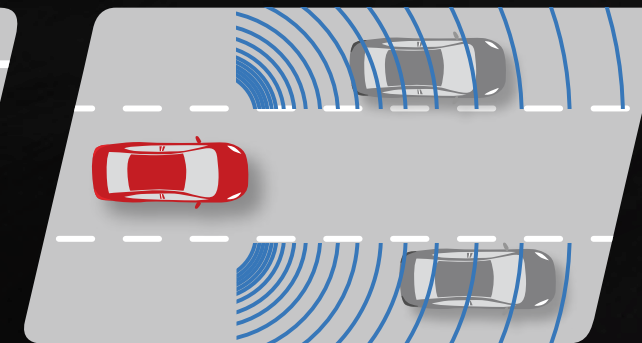
Lane Departure Warning

Alert when the vehicle is driving at approximately 40km/h or more and the vehicle is likely to depart the lane. (A/T and M/T type)



Lane Sway Warning

Alert when the system detects that the vehicle is wandering or drifting within the lane (approximately 60km/h or more). (A/T and M/T type)




Lane Change Assist (LCA)

Help to detect vehicles in the neighboring lanes approaching from the rear at high speed. (A/T and M/T type)



Rear Cross Traffic Alert (RCTA)

Notify you with audible alerts on the inside if there is a potential collision during driving backwards. (A/T Type only)



Lead Vehicle Start Alert

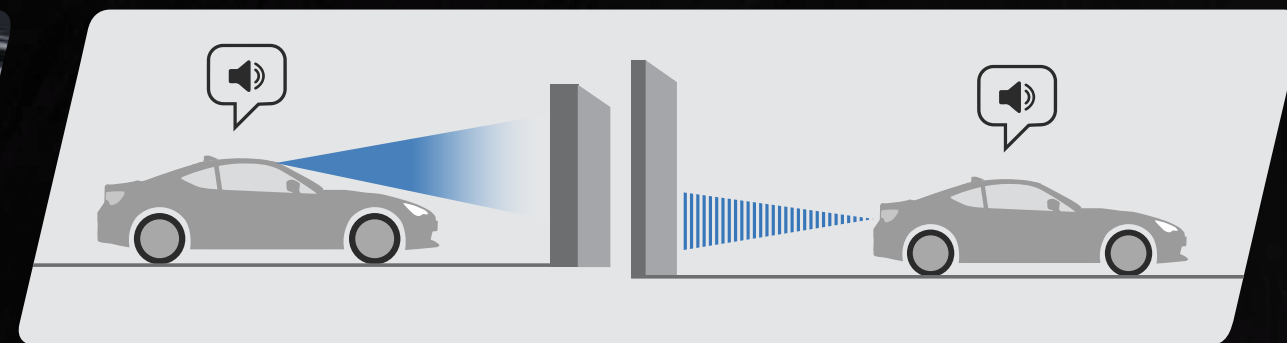
Automatically notify you that the vehicle ahead has departed by approximately 3 meters or more through sounds and display. (A/T and M/T type)

*Press the brake early for the M/T type



Blind Spot Monitor (BSM)

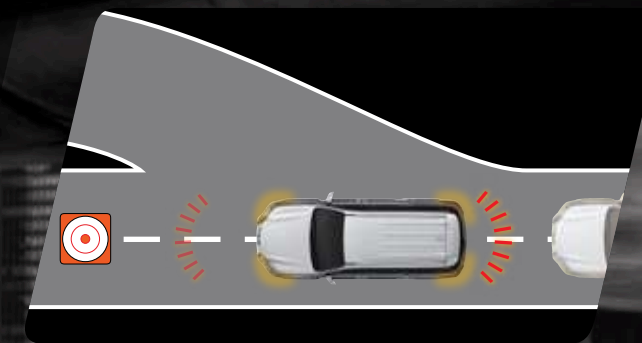
Uses a system of indicator lights on the side mirrors and audible warnings to alert drivers when a vehicle enters your blind spot. (A/T and M/T type)



Pre Collision Throttle Management and Reverse Automatic Braking

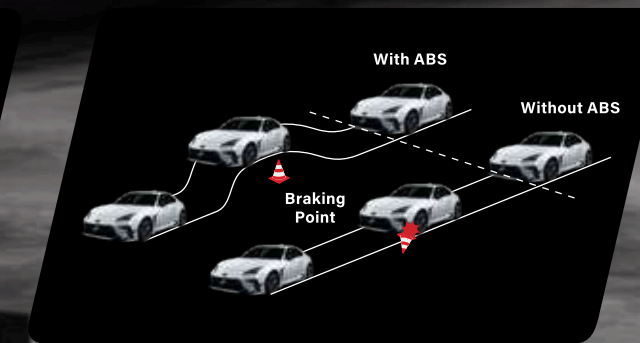
System to prevent unintended acceleration by providing a sound sensor notification. (A/T Type only)

BRAKE SYSTEM



Emergency Brake System (EBS)

Giving a signal and alerting the driver to maintain a safe distance to avoid collision.



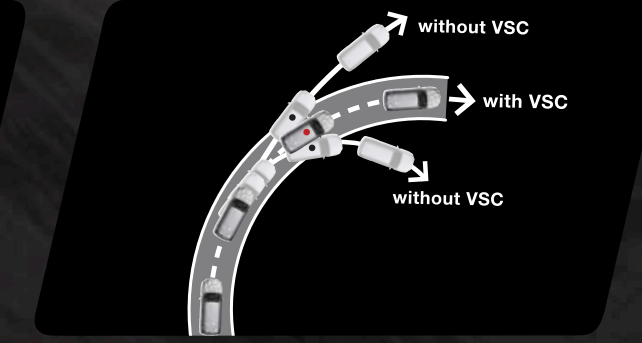
Anti Lock Braking System (ABS), Electronic Braking Distribution (EBD) & Brake Assist (BA)

Ensure maximum braking safety.



Hill-Start Assist

Prevents the vehicle from rolling back on steep hills.



Traction Control & Vehicle Stability Control (VSC)

More control during acceleration and cornering.



*The image shown may differ from the actual unit.

TOYOTA CUSTOMIZATION OPTION



*Accessed with mTOYOTA

An integrated solution that you can access through mTOYOTA application. Giving you comfort, providing peace of mind, and keeping you stay connected with your car. (All Type)

SAFETY & CONVENIENCE



FIND MY CAR

Accurately know where the vehicle is parked to provide you with a feeling of safety and convenience.



GEOFENCING

Giving alert if your vehicle is outside the authorized zone to ensure your security at all times.



GUEST DRIVER ALERT

Enable specific push notification settings (Distance Radius, Max. Speed, and Max. Idle Time) when you permit other driver to use the vehicle (Ex: Valet Parking).



SPEED & IDLE ALERT

Get push notification when your vehicle exceeds the defined speed limit & engine idle duration based on your preference.



TIME FENCING

Get push notification when your vehicle is being used (Engine On) during specified time period based on your preference.

PEACE OF MIND



E-CARE MAINTENANCE

A reminder to you for periodic vehicle maintenance to make your vehicle always in the best performance.



EMERGENCY ROAD ASSISTANCE

Provide an SOS button if you get in an accident. You will be assisted by the Toyota Call Center to be directed to the Emergency Road Assistance (ERA) provider to make you feel safer while driving.



INQUIRY & SUPPORT CENTER

Direct assistance from Toyota Call Center to solve your problems. Give you more ability to keep moving forward.



DRIVING REPORT

Summarize your driving sessions by daily & monthly report.

PROGRAM



SAFE DRIVING REWARD

Drive safely by reducing Harsh Acceleration, Harsh Braking, and Harsh Cornering and get the applicable rewards/benefit* for your next Insurance Policy** renewal.

*Benefit may varies and given from your Insurance provider.
**Please contact your nearest dealer for more detail.



GR Interior Panel Set

A carbon-like design will bring a sportier feeling to the car's interior. The set covers the dashboard, center console, and power window switch panels.



GR Aero Stabilizing Cover

Fill the step between the rear glass and the trunk lid and rectifies the air flowing to the trunk.



GR Sunshade

GR exclusive design sunshade specifically made for GR86 to protect the interior from heat and direct sunlight.



GR Knee Pad

Supports your driving posture to help you stay stable during your everyday drive.



GR Sport Side Visor

Aerodynamic design that leads the airflow perfectly and enhances steering stability.



GR Sport Muffler

Developed to amplify the engine sound to make driving more fun and improve the car's stylish attitude.

SPECIFICATIONS

COLOR OPTION

MODEL TYPE			2.4L A/T**	2.4L M/T**
DIMENSI / DIMENSIONS				
Panjang / Overall Length		mm	4.265	
Lebar / Width		mm	1.775	
Tinggi / Height		mm	1.310	
Jarak Poros Roda / Wheelbase		mm	2.575	
Jarak Pijak / Wheel Tread	Depan / Front	mm	1.520	
	Belakang / Rear	mm	1.550	
Jarak Terendah / Ground Clearance		mm	130	
Curb Weight		kg	1.271 - 1.275	
MESIN / ENGINE			FA24	
Tipe Mesin / Engine Type			4-cylinders, horizontally-opposed, DOHC, 16-valves	
Isi Silinder / Displacement		cc	2.387	
Torsi Maksimal / Max. Torque		Nm (kgf.m) / rpm	250 (25,5) / 3.700	
Daya Maksimal / Max. Power		kW (PS) / rpm	173 (235) / 7.000	
Jenis Bahan Bakar / Fuel Type			Gasoline (Octane 98 RON or more)	
Kapasitas Tangki / Fuel Tank Capacity		ltr	50	
SASIS / CHASIS				
Sistem Penggerak Roda / Drive System			FR (Front Engine, Rear Wheel Drive)	
Transmisi / Transmission			6-speed A/T	6-speed M/T
Diameter X Langkah / Bore X Stroke		mm x mm	94 x 86	
Rasio Kompresi / Compression Ratio			12,5 : 1	
Transmission Gear Ratio	1 st		3.538	3.626
	2 nd		2.060	2.189
	3 rd		1.405	1.541
	4 th		1.000	1.213
	5 th		0.713	1.000
	6 th		0.582	0.767
	Reverse		3.168	3.438
Suspensi / Suspension	Depan / Front		MacPherson Strut	
	Belakang / Rear		Double Wishbone	
Tipe Rem / Brake Type	Depan / Front		16" Ventilated Disc	
	Belakang / Rear		15" Ventilated Disc	
Ukuran Ban / Tire Size			215/40 R18	

- Untuk peningkatan mutu dan penyesuaian dengan perkembangan teknologi, PT Toyota-Astra Motor sewaktu-waktu dapat mengubah spesifikasi, perlengkapan standar atau data lain dalam lembar spesifikasi ini. / PT Toyota-Astra Motor reserves the right to alter any details of specifications and equipments without prior notice.

• Spesifikasi dan kelengkapan dapat berbeda dengan gambar di brosur ini, tergantung model kendaraan. / Details and specifications may differ from the picture shown, depending on models.

• Pilihan warna dalam brosur dapat sedikit berbeda dengan warna mobil sesungguhnya. / Color options in the brochure might slightly be different from the actual color of the cars.

* Untuk ketersediaan unit silahkan hubungi dealer terdekat. / For unit availability, please contact nearest dealer.

* Pilihan warna interior tersedia dalam warna Black & Red-and-Black. / Interior colors available in Black and Red-and-Black options.


** Waktu inden minimal 3 bulan (perkiraan waktu bisa berubah tergantung dengan keadaan pabrik). / With minimum 3 months indent time (the time could be changed depending on factory state).



Crystal White Pearl




Ignition Red



Crystal Black Silica



Ridge Green



Ice Silver Metallic



Magnetite Gray Metallic



Sapphire Blue Pearl



SCAN HERE
FOR MORE INFORMATION



TOYOTA
CUSTOMER CARE
☎ 1500315 | 📞 08111500315 | 🌐 toyota.id



TOYOTA
INTERACTIVE
VIRTUAL ASSISTANT
📞 08111500315 | 🌐 toyota.id



T-CARE
Always Serve, Always Care

SCAN HERE FOR
MORE INFORMATION



NEW

GR86

SCAN HERE FOR
MORE INFORMATION

Authorized Toyota Dealer

E-LEAFLET / II / 08 / 2024

www.toyota.astra.co.id

PT TOYOTA-ASTRA MOTOR
Jl. Laksda Yos Sudarso Sunter II
Jakarta 14330

TOYOTA
Berbagi
Bersama Membangun Indonesia